

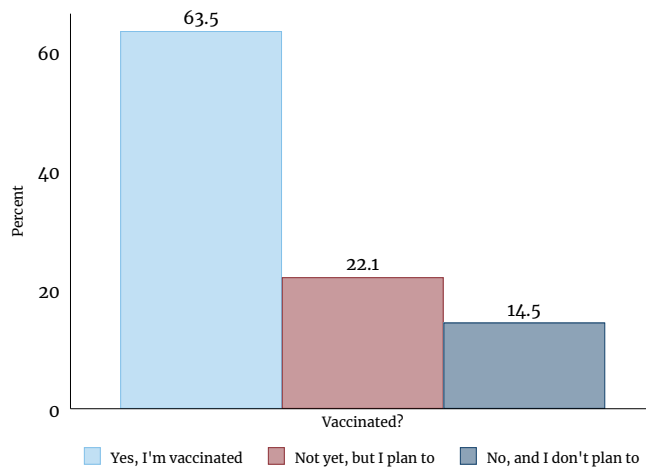
PANDEMIC Research News - Sept 21

Vaccine reluctance in Luxembourg

Within one year of the onset of the COVID-19 pandemic, the European Commission had authorised a number of vaccines to tackle infection in the EU. At the time of writing, every adult in Luxembourg has been invited to receive the vaccine. However, not everyone has accepted this invitation.

In this new project we examine the individual characteristics associated with COVID-19 vaccine reluctance in Luxembourg, using data from COME-HERE, a nationally-representative sample of 643 people interviewed for us in June 2021 by TNS Ilres. In June 2021, there were still some age restrictions on vaccine availability in Luxembourg. At that time, 64% of survey participants said they were vaccinated, and a further 22% that they will accept the vaccine when their turn comes. However, 15% of survey respondents replied that they do not plan to be vaccinated.

Figure 1: Vaccination status in Luxembourg in June 2021



Principal Investigators: Conchita D'Ambrosio, Samuel Greiff, Anna Kornadt, Luca Ratti, Claus Vögele,

Researchers: Liyousew Borga, Juan Carlos Caro Seguel, Niccolò Gentile, Anthony Lepinteur, Annika Lutz, Giorgia Menta, Gemma Riera Mallol, Julie Ortmann, Sonia Schifano, Alemayehu Taye, Vincent Vergnat, André Schulz, Zoé van Dyck, Remi Yin,

Sponsors: Fonds National de la Recherche Luxembourg (FNR), Losch Foundation, Art2Cure, CARGOLUX, Faculty of Humanities, Education and Social Sciences (University of Luxembourg).

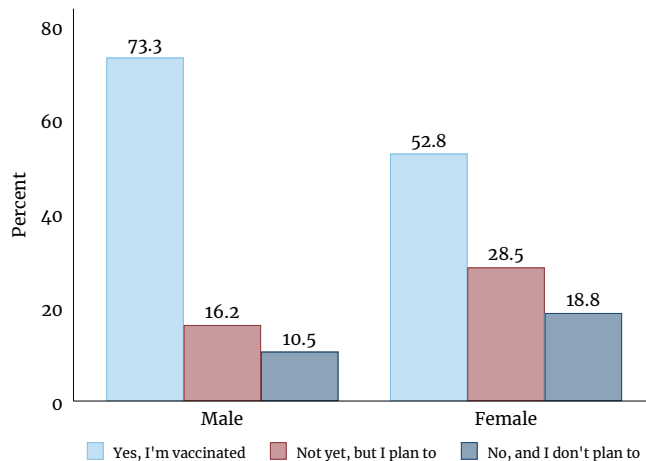
Contact: liyousew.borga@uni.lu

Web: <https://pandemic.uni.lu>

Socio-demographic variables

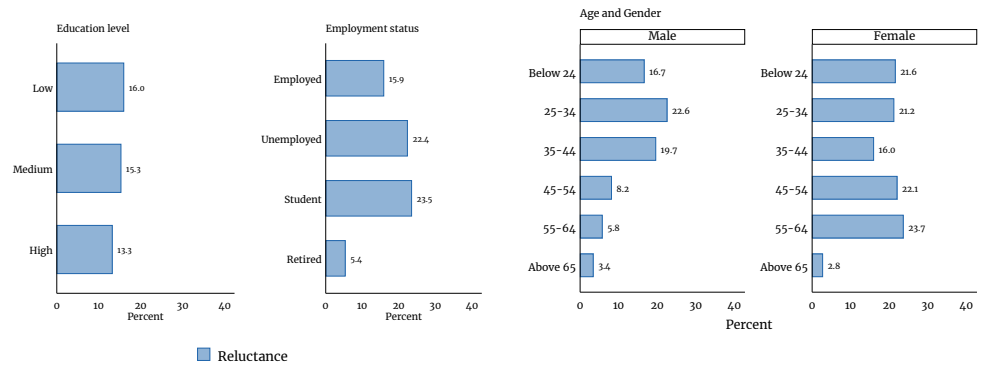
Vaccine reluctance is more likely amongst women, 19% of whom do not plan to become vaccinated, as opposed to a figure of 10% for men.

Figure 2: Vaccination status in Luxembourg in June 2021 by gender



The age profile of vaccine reluctance differs markedly by sex. While the percentage of women who don't plan to get vaccinated is fairly constant up until age 65 (with a slight dip around age 40), vaccine reluctance for men is concentrated in early adulthood.

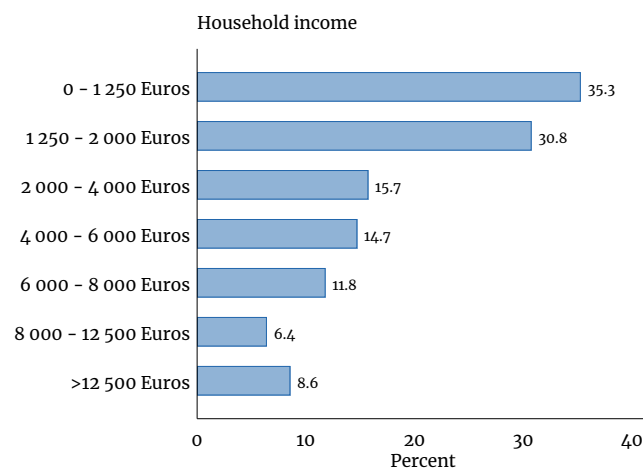
Figure 3: The socioeconomic determinants of vaccine reluctance



On the contrary, there is only a slight correlation between education and reluctance. Regarding labour-force status, the employed and the retired are more likely to accept vaccination.

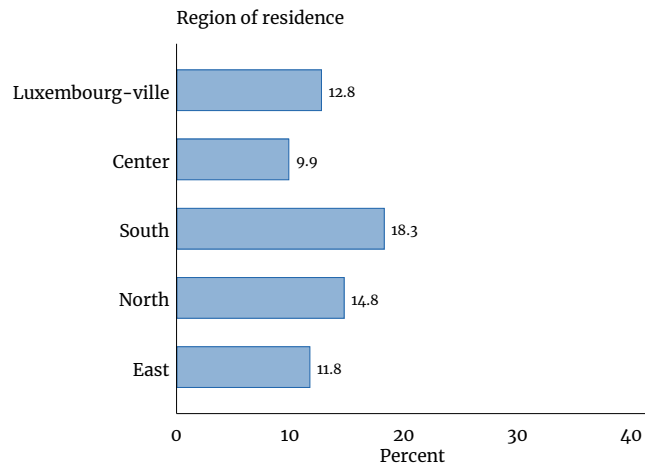
In Figure 4, there is a very marked negative correlation between vaccine reluctance and household income: fewer than one in ten of those in households with monthly net income of over 8000 Euros are reluctant, while the corresponding figure in households with an income of up to 1250 Euros is more than one in three.

Figure 4: Vaccine reluctance by net household monthly income



There is also a regional pattern to vaccine reluctance, with the South reporting higher figures than other areas, and the Center area the lowest.

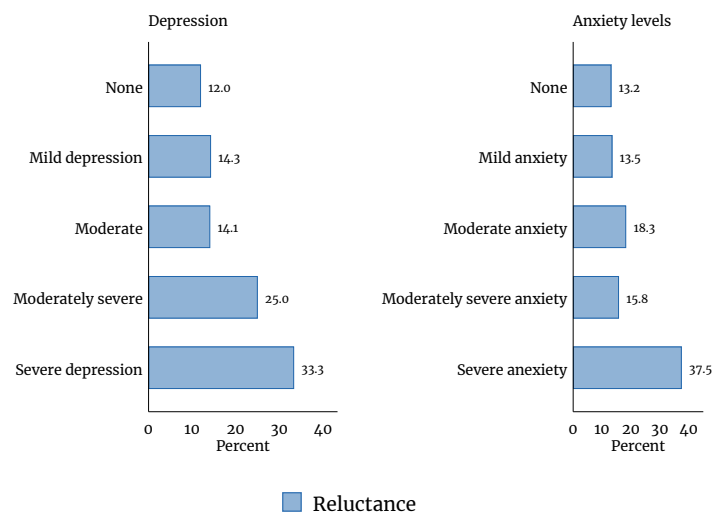
Figure 5: Vaccine reluctance by region of residence



Psychological indicators

There is a clear relationship between mental health and vaccine attitudes. It is individuals with higher levels of both depression and anxiety who are more likely to be vaccine reluctant.

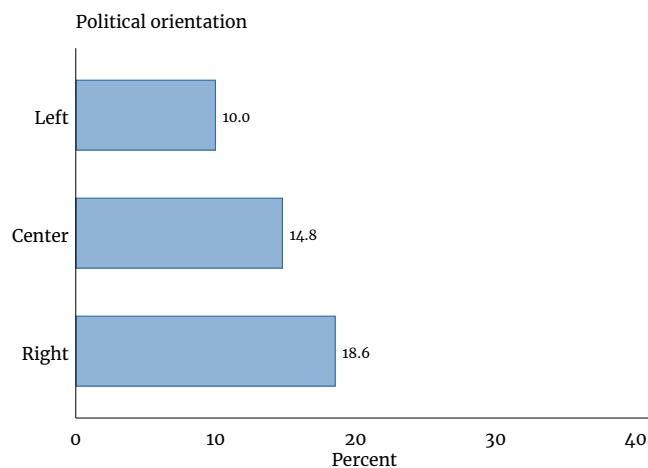
Figure 6: Mental health and vaccine reluctance



Political beliefs

The percentage who do not intend to become vaccinated rises from the Left to the Right of the political spectrum, with the figure for self-identified Conservatives being almost twice that for those who say they are Left-wing.

Figure 7: Political Orientation and vaccine reluctance



Research sponsors

Faculty of Humanities,
Education and
Social Sciences

Fonds National de la
Recherche Luxembourg

cargolux

André losch
FONDATION