

1 Go to <http://portal.office.com>

2 Use your student email & password



## Sign in

Email, phone, or Skype

Can't access your account?

No account? [Create one!](#)

Next



## Sign in

123456789@student.uni.lu

Can't access your account?

No account? [Create one!](#)

Back

Next

## UNICloud STS

Sign in with your organizational account

UNI\123456789

.....

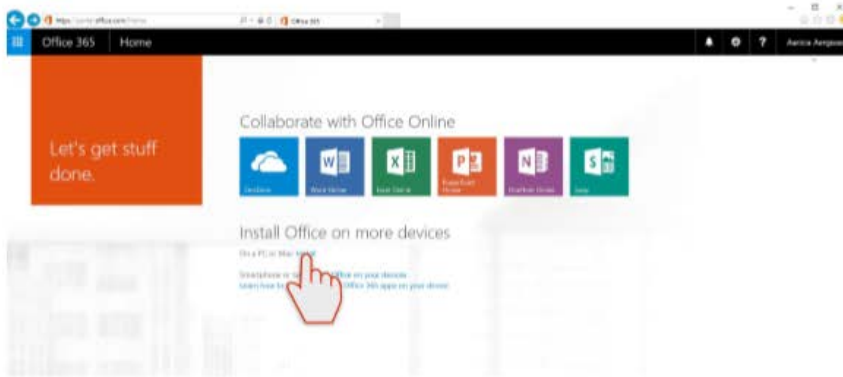
Sign in

**STEP 1:** Connect to <https://portal.office.com> using the username:

→ Student\_ID@uni.lu (ex. 123456789@uni.lu) + your password

**STEP 2:** You will be redirected to another page: <https://stscloud.uni.lu/adfs/ls/> where you should re-enter your username but in the form of UNI\Student ID.

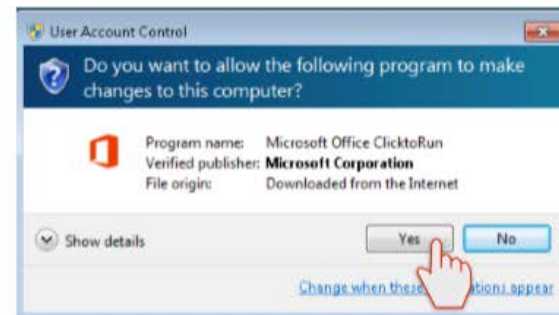
### 3 Click on *Install*




### 4 Click on *Run*




### 5 Click on *Yes*



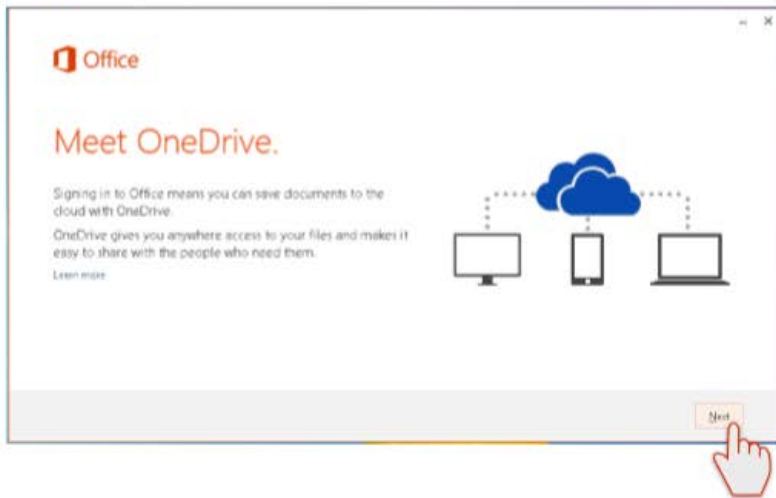
6 Wait a moment...



...and click on *next*



7 Click on *next*



8 Select a background and click on *next*

