

University of Luxembourg

Key Performance Indicators 2018 -2021

*Solicited under the "Contrat d'Etablissement Pluriannuel
entre l'Etat et l'Université du Luxembourg 2018-2021"*



UNIVERSITÉ DU
LUXEMBOURG

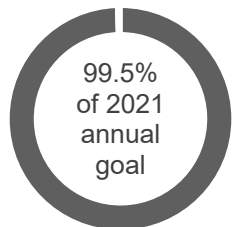
MAISON DU SAVOIR

Table of Contents

Progress 2018-2021	3
Goals and Performance - Overview	4
Research and Development Indicators	5
Publication intensity	6
First quartile publications	7
Top 10% publications	8
Joint publications with other Luxembourg research institutions	9
New ERC grants	10
Ph.D. degrees awarded	11
Patents submitted	12
PPP-funded doctoral candidates and postdoctoral researchers	13
Financial Indicators	14
Competitive funding	
National funding	15
International	16
Collaborative funding	17
Other Indicators	18
Mobility ECTS	19
Accreditation	20
Female full professors	21

Progress 2018-2021

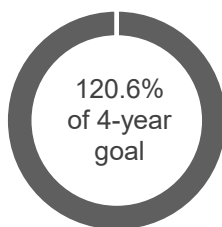
Publication intensity



Annual average: 2.0 publications per researcher

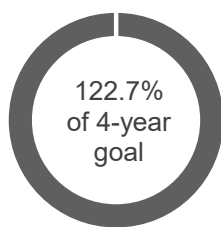
(2018-2021 average: 2.03 (101.5%))

First quartile publications



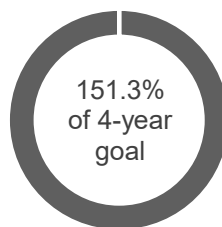
Goal 18/21: 3000

Top 10% publications



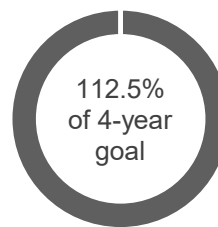
Goal 18/21: 1800

Joint publications with other LIs



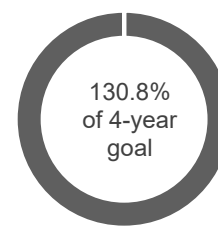
Goal 18/21: 300

New ERC grants



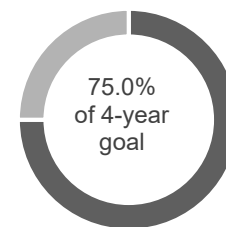
Goal 18/21: 8

Ph.D. degrees awarded



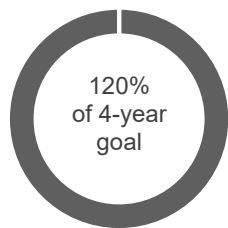
Goal 18/21: 400

Patents submitted



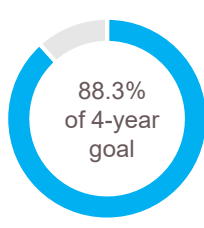
Goal 18/21: 40

PPP-funded doctoral candidates and postdoctoral researchers



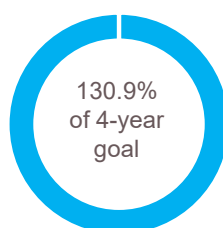
Goal 18/21: 90 positions

Competitive funding - National



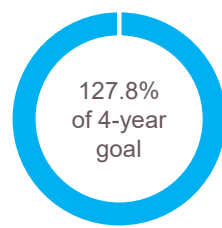
Goal 18/21: 150 M euros

Competitive funding - International (H2020 / FP9)



Goal 18/21: 25 M euros

Collaborative funding



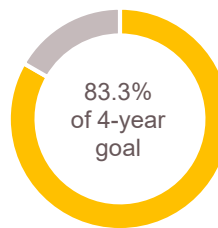
Goal 18/21: 68 M euros

Mobility ECTS



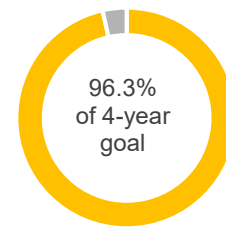
Annual average: 25 ECTS
(2018-2021 average: 26.19 (104.8%))

Accreditation



Goal 18/21: 6 BA/MA prog. accredited

Female full professors



Goal 18/21: 30% ratio increase

103.7% of global competitive and collaborative goal achieved

Goals and Performance – Overview 2018 – 2021



Indicator	Goal	Performance	Value achieved (2018-2021)	Initial goal*	Performance*
Publication intensity	2.0	101.5% achieved (average)	2.03 (average)	1.6	126.8% achieved (average)
First quartile publications	3000	120.6% achieved	3619	2000	180.9% achieved
Top 10% publications	1800	122.7% achieved	2209	1000	220.9% achieved
Joint publications with other LIs	300	151.3% achieved	454	200	227% achieved
New ERC grants	8	112.5% achieved	9		
Ph.D. degrees awarded	400	130.8% achieved	523		
Patents submitted	40	75% achieved	30	20	150% achieved
PPP-funded doctoral candidates and postdoctoral researchers	90	120% achieved	108	45	240% achieved
Competitive funding – national	150 M	88.3% achieved	132.5 M		
Competitive funding – international	25 M	130.9% achieved	32.7 M		
Collaborative funding	68 M	127.8% achieved	86.8 M		
<i>Total competitive and collaborative funding</i>	<i>243 M</i>	<i>103.7% achieved</i>	<i>252 M</i>		
Mobility ECTS	25	104.8% achieved (average)	26.19 (average)		
Accreditation	6	83.3% achieved	5		
Female full professors	30% ratio increase	96.3% achieved	28.9%		

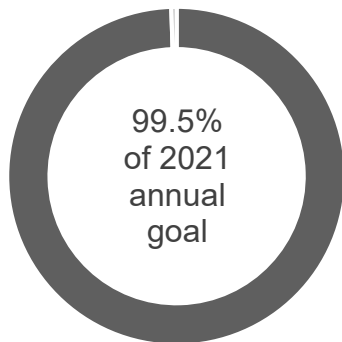
* Initial value of the goals for P4 2018-2021; the value was revised in 2019.

Research and Development Indicators

Publication intensity 2018 – 2020

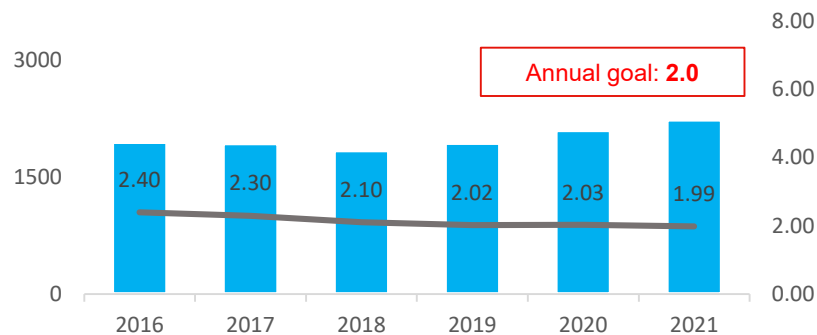
Intensité de publication: *nombre de publications scientifiques à comité de lecture scientifique par chercheur par année*

**Goal 18/21
2.0 annually**

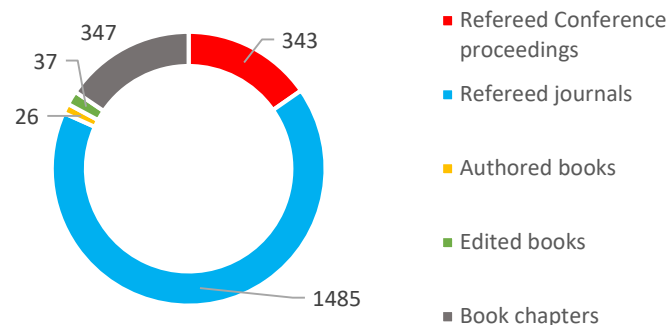


**2018-2021 average
publication
intensity:
2.03 (101.5%)**

Number of publications and number of publications by researcher versus contractual goal



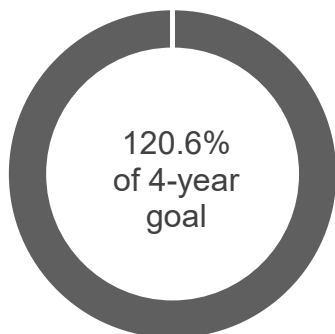
Number of publications in 2021, by type of publication



First quartile publications 2018 - 2021

Premier quartile Q1 : nombre d'articles scientifiques publiés dans des revues de premier quartile, basé sur le facteur d'impact normalisé du champ

**Goal 18/21
3000**



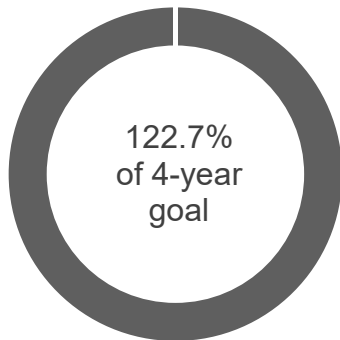
Number of first quartile, Q1, peer-reviewed publications by year versus contractual goal



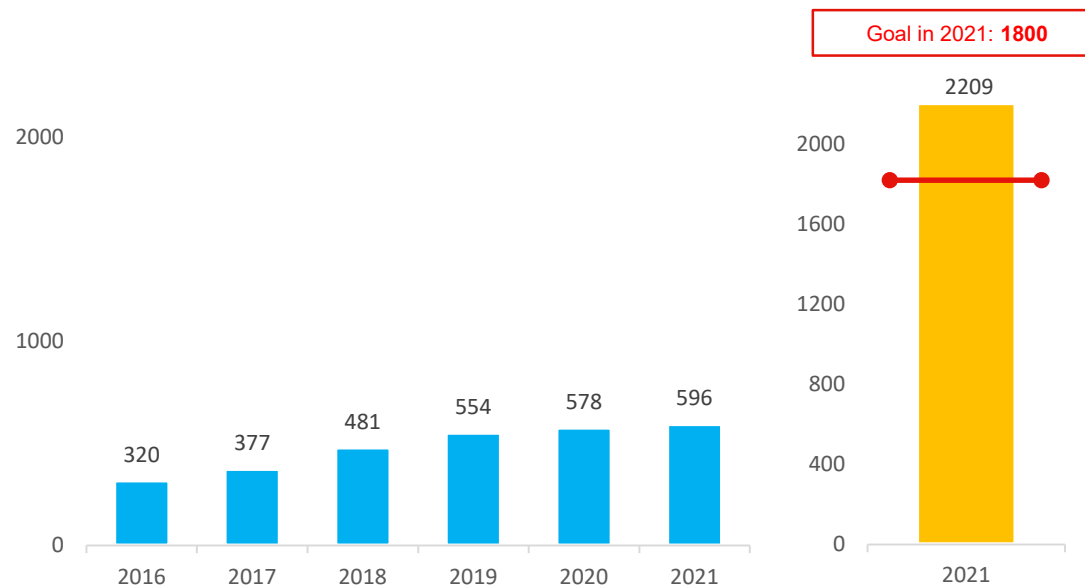
Top 10% publications 2018 – 2021

Top 10%: nombre d'articles scientifiques publiés dans des revues classées dans le top 10%, basé sur le facteur d'impact normalisé du champ

**Goal 18/21
1800**



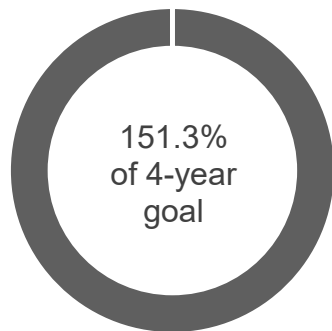
Number of top 10% peer-reviewed publications by year
versus contractual goal



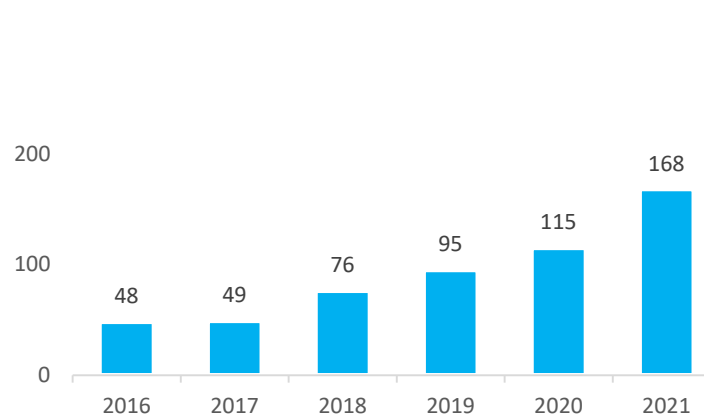
Joint publications 2018 – 2021

Publications conjointes : nombre de publications scientifiques [...] conjointes entre au moins un auteur de l'Université et [...] un auteur d'une ou plusieurs institutions de recherche luxembourgeoises

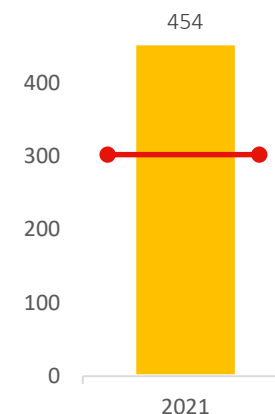
Goal 18/21
300



Number of joint peer-reviewed publications by year versus contractual goal



Goal in 2021: **300**



Joint publications observed with:



LUXEMBOURG
INSTITUTE
OF HEALTH
RESEARCH DEDICATED TO LIFE

2018: **29**
2019: **38**
2020: **43**
2021: **79**



LUXEMBOURG
INSTITUTE
OF SCIENCE
AND TECHNOLOGY



2018: **36**
2019: **49**
2020: **65**
2021: **81**



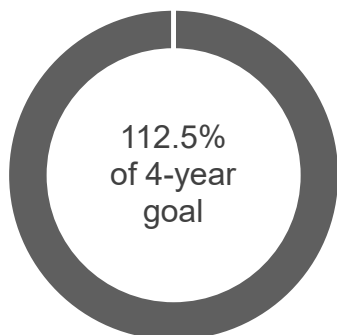
LISER
LUXEMBOURG INSTITUTE OF
SOCIO-ECONOMIC RESEARCH

2018: **9**
2019: **8**
2020: **7**
2021: **10**

ERC grants 2018 – 2021 (September 2021)

Bourses ERC : nombre de nouvelles bourses du Conseil européen de la Recherche (ERC)


**Goal 18/21
8**



List of research projects awarded an ERC grant, by researcher and grant type

Year	Researcher name	Grant type	Project
2021			No projects
2020	Bissyande, Tegawende	Starting	NATURAL - Natural Programme Repair
	Ottersten, Björn	PoC	DREAM - Demonstration of a Radar Enabled weArable platforM
	Podolskij, Mark	Consolidator	STAMFORD - Statistical Methods for High Dimensional Diffusions
2019	Tkatchenko, Alexandre	PoC	DISCOVERER - A novel chemical discovery platform enabled by machine learning
	Lagerwall, Jan	PoC	Verifying authenticity with liquid crystal-derived anti-theft encoding
2018	Wilmes, Paul	Consolidator	ExpoBiome: Deciphering the impact of exposures from the gut microbiome-derived molecular complex in human health and disease
	Coron, Jean-Sebastien	Advanced	CLOUDMAP: Cloud Computing via Homomorphic Encryption and Multilinear Maps
	Brida, Daniele	Consolidator	Ultrafast Tunneling Microscopy by Optical Field Control of Quantum Currents – UpTEMPO
	Leist, Anja	Starting	Cognitive Aging: From Educational Opportunities to Individual Risk Profiles - CRISP

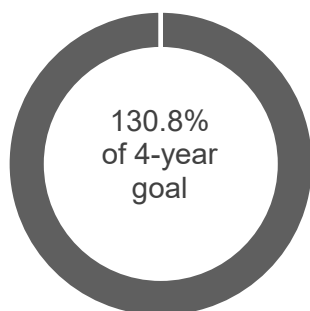
Research projects by theme/pillar



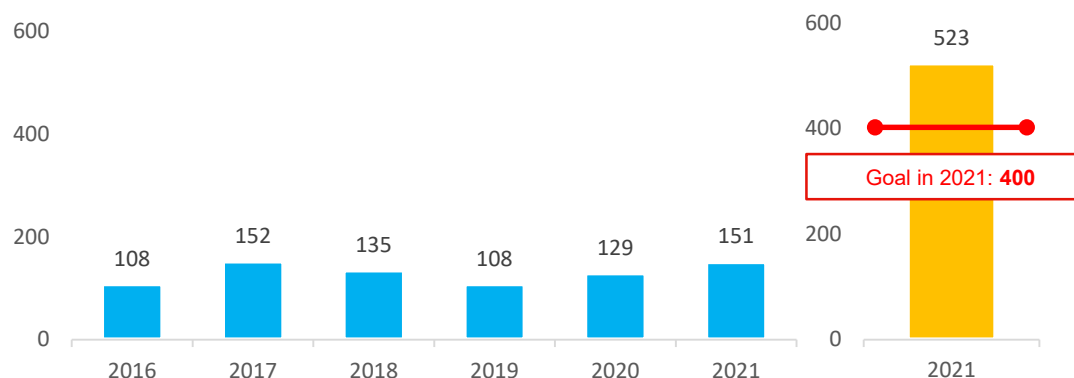
Ph.D. degrees awarded 2018 – 2021

Thèses soutenues : *nombre de thèses soutenues*

**Goal 18/21
400**



Number of Ph.D. degrees awarded versus contractual goal



Number of Ph.D. degrees awarded by discipline as defined under the Frascati manual*

	Total	Natural Sciences	Engineering and Technology	Medical and Health Sciences	Social Sciences	Humanities and The Arts
2016/2017	152	13	51	22	53	13
2017/2018	135	25	42	18	39	11
2018/2019	108	18	38	18	24	10
2019/2020	129	12	50	7	41	19
2020/2021	151	48	55		36	12

* 0 observations for Agricultural and veterinary sciences and as such left out from the table.

1027

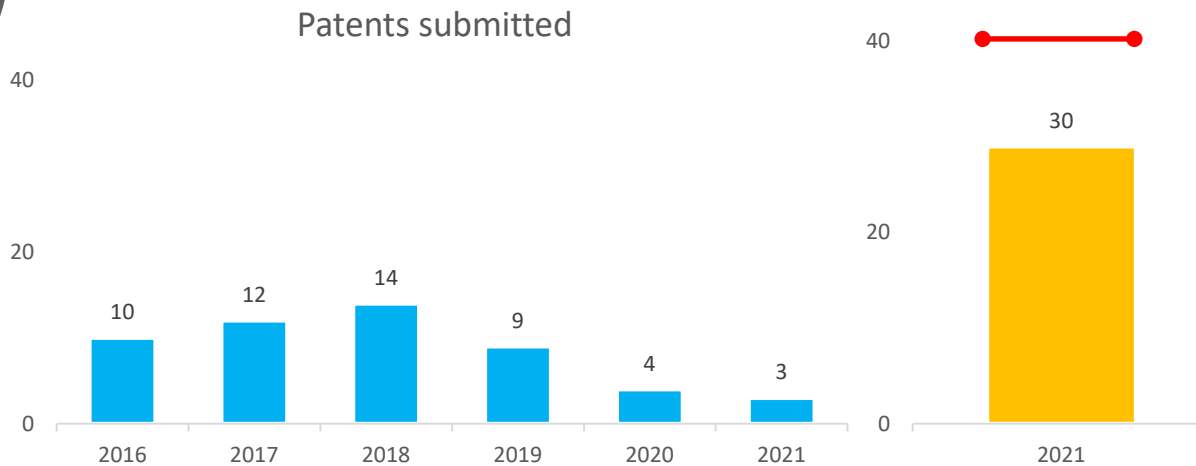
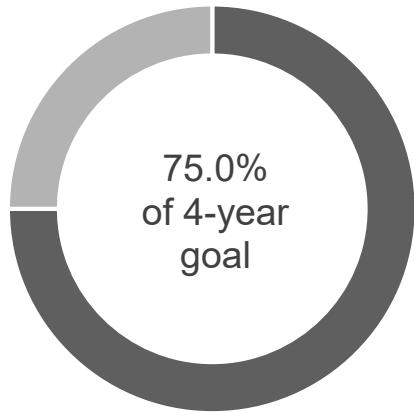
PhD registrations in
winter term 2021/22 (of
which 150 contracted with
Luxembourgish research
institutions)

Patents submitted 2018 – 2021

Brevets soumis : *Nombre de brevets soumis OLB ou OEB ou OAB*

Goal 18/21
40

Total number of patents submitted, per year and cumulative,
versus contractual goal

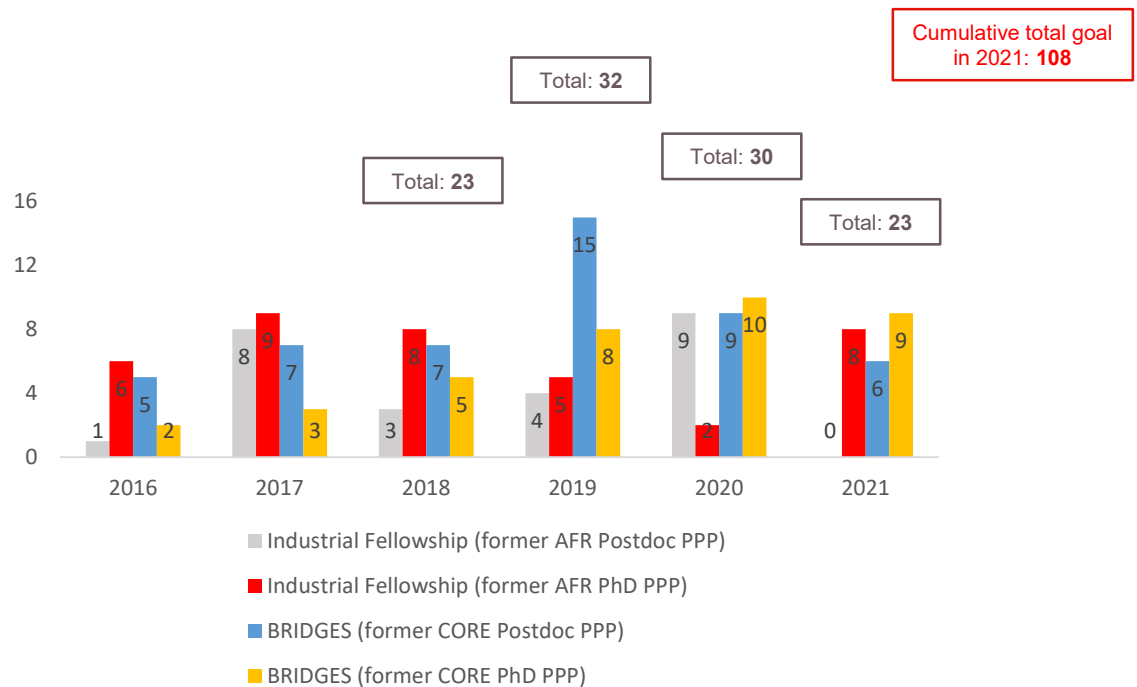
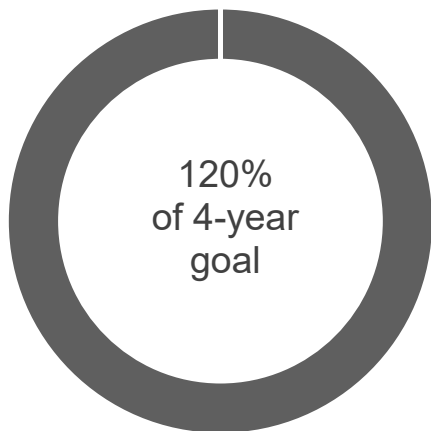


PPP-funded doctoral candidates and postdoctoral researchers, 2018 – 2021

Partenariats : nombre de doctorants et post-doctorants en PPP (Industrial Fellowships, BRIDGES) nouvellement acquis

Goal 18/21
90

Total number of PPP positions, per year and type of fellowship, versus contractual goal

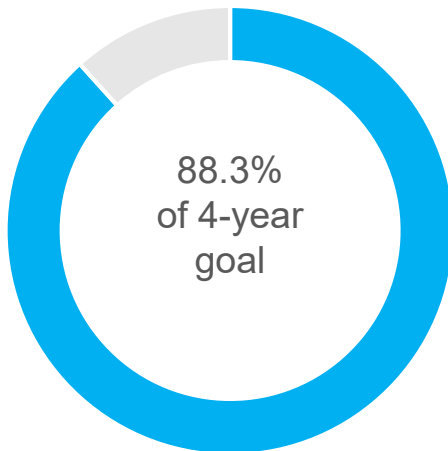


Financial Indicators

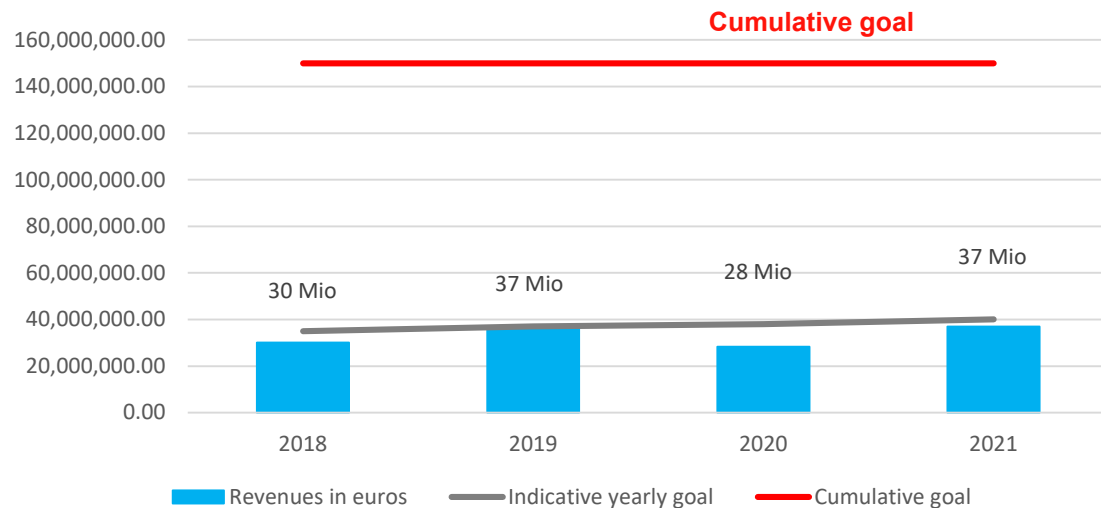
Competitive funding – National 2018 – 2021

Financement compétitif national (en millions d'euro)

Goal 18/21
150



Total revenues (in million euros) from national competitive funding sources by year versus contractual goals

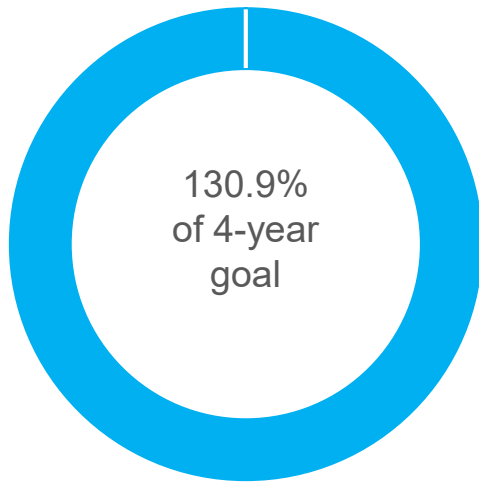


NOTE: Income from FNR Covid-19:
2020: EUR 867,101
2021: EUR 683,455

Competitive funding – International 2018 – 2021

Financement compétitif international (en millions d'euro)

Goal 18/21
25

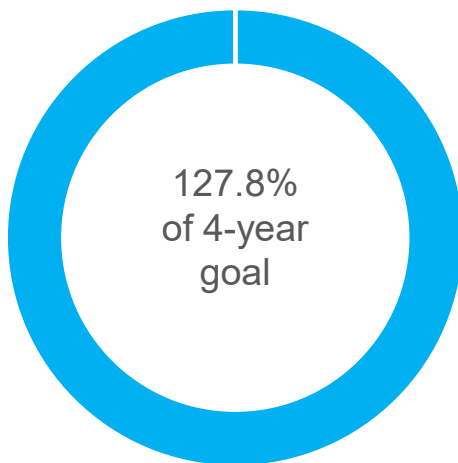


Total revenues (in million euros) from international competitive funding sources by year versus contractual goals

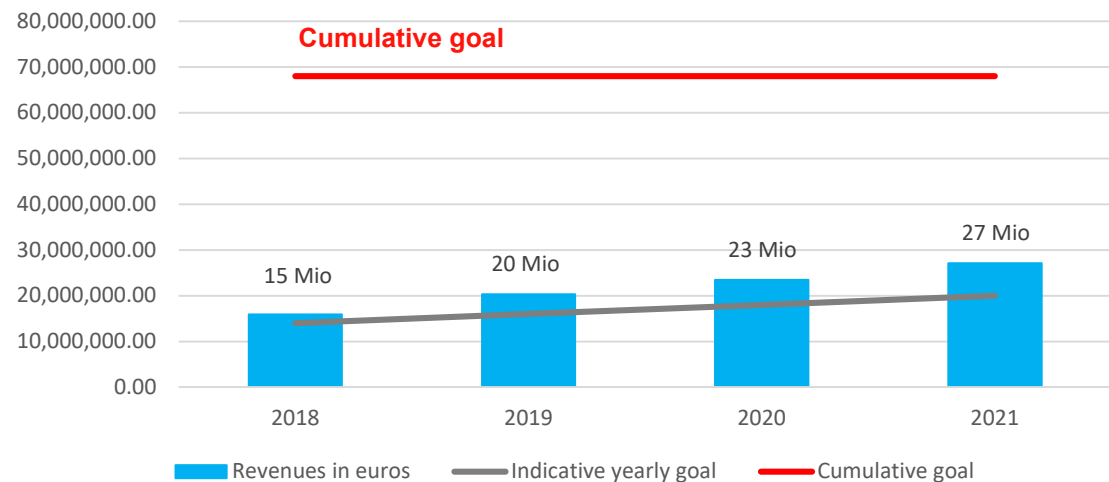


Financement collaboratif (*en millions d'euro*)

Goal 18/21
68



Total revenues (in million euros) from collaborative funding sources
by year versus contractual goals



Other Indicators

Moyenne de crédits ECTS validés comme crédits obtenus pendant le parcours de mobilité [...] par les étudiants inscrits dans les programmes d'études menant au grade de bachelor pendant leur semestre de mobilité

**Goal 18/21
25**

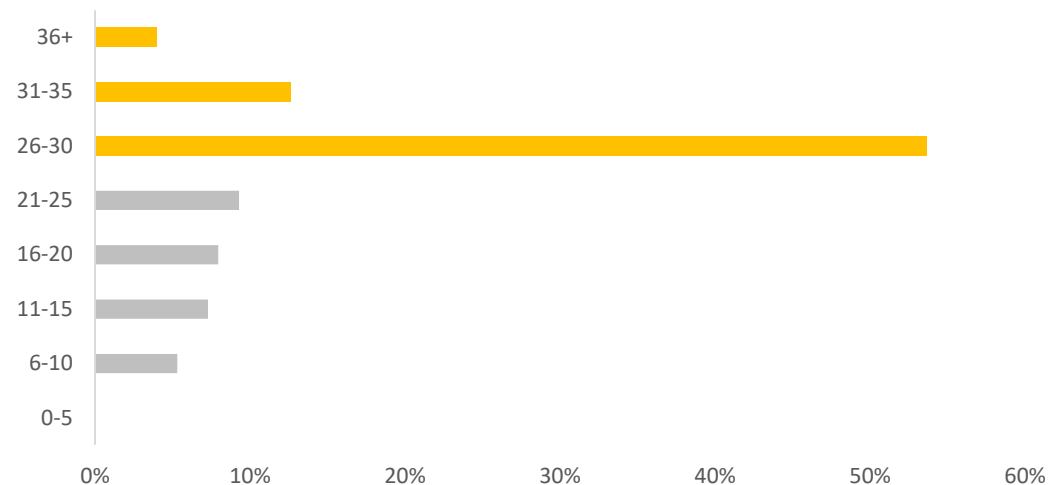


27.01 ECTS

**Average number of
credits registered for
outgoing students in
academic year 20/21**

**2018-2021 average
mobility ECTS:
26.19 (104.8%)**

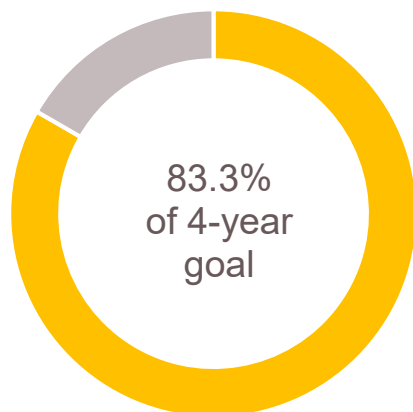
Distribution of outgoing students by number of ECTS registered during a mobility semester in academic year 2020/2021



Percentage of all outgoing students with registered ECTS.
Number of students: 200

Accréditation par une agence inscrite à l'EQAR ou par AACSB, EQUIS, AMBA d'un [...] bachelor et d'un [...] master par faculté

Goal 18/21
6



Goal completion by faculty and degree level

	BA	MA
FSTM	✓	✓
FDEF		✓
FHSE	✓	✓

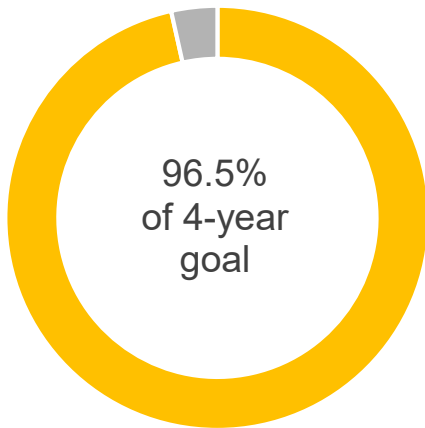
List and number of accredited study programmes by agency and end year validity*

Faculty	Study programme	Agency	Status	End year validity
FHSE	Bachelor of Science in Psychology	ACQUIN	Accredited	WS 2028/2029
FHSE	Master of Science in Psychology – Psychological Intervention	ACQUIN	Accredited	WS 2028/2029
FSTM	Bachelor in Applied Information Technology	ACQUIN	Accredited	WS 2028/2029
FSTM	Bachelor in Applied Information Technology – Continuous Education Programme	ACQUIN	Accredited	WS2028/2029
FSTM	Master in Information and Computer Sciences	ACQUIN	Accredited	WS 2028/2029
FDEF	MSc in Quantitative Economics and Finance	FIBAA	Accredited	WS 2025/2026
FDEF	MSc in Finance and Economics	FIBAA	Accredited	WS 2025/2026
FDEF	Master in Entrepreneurship and Innovation	FIBAA	Accredited	WS 2027/2028
FDEF	Master in Accounting and Audit	FIBAA	Accredited	WS 2027/2028
FDEF	Master in Wealth Management	FIBAA	Accredited	WS 2027/2028
FDEF	MA in European and International Tax Law LLM	FIBAA	Accredited	WS 2024/2025
FDEF	MA in European and Banking and Financial Law LLM	FIBAA	Accredited	WS 2024/2025
FDEF	MA in European Business Law LLM	FIBAA	Accredited	WS 2024/2025
FDEF	MA in European Economic and Financial Criminal Law LLM	FIBAA	Accredited	WS 2024/2025
FDEF	MA in European Union Law and Litigation	FIBAA	Accredited	WS 2024/2025
FDEF	MA in Space, Communication and Media Law LLM	FIBAA	Accredited	WS 2024/2025
FDEF	Master en Droit européen L.L.M. Première année	FIBAA	Accredited	WS 2024/2025

Female full professors 2018 – 2021

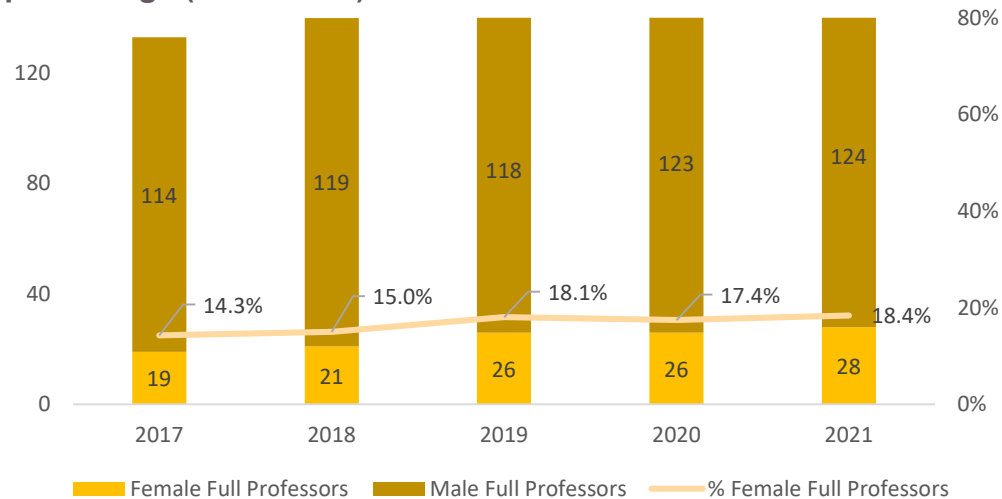
Augmentation de 30% (par rapport à la situation au 31 décembre 2017) de la proportion des femmes professeurs ordinaires [...] au nombre total de professeurs ordinaires

Goal 18/21
30% increase



28.9% increase
between 31.12.2017 and
31.12.2021

Share of female full professors among all full professors, as percentage (headcount)



Total arrivals/departures of full professors in 2021 by gender

	Arrival	Departure
Female	1	0
Male	4	3